


Red Rock Crab Distribution by Habitat on Rocky Beach

By: Patrick Nguyen, Gavin Penor, Ava Stewart,
Dagney Lansdowne♥



Rocky Beach

- ❖ Also known as Charles Richey Sr Viewpoint
- ❖ Located in West Seattle
- ❖ Charles Richey Sr. Viewpoint runs parallel to Beach Drive in the south part of the Alki Point area



Testable Question

How does the surrounding habitat affect the quantity of red rock crab distribution?


Hypothesis

Different habitat areas in low tide should harbor more crabs than others, depending on exposure and the need to be under cover..



Procedure

- ❖ Starting from the shore line on a low-low tide at -2.
- ❖ Four people walked equidistant apart from each other through water depths of -2 to below. Only one person followed the shoreline
- ❖ All walkers moved due North making sure to only go that direction for an extended time of approximately $\frac{1}{2}$ an hour.
- ❖ When a Red Rock Crab is spotted, mark it down and note its surrounding habitat.



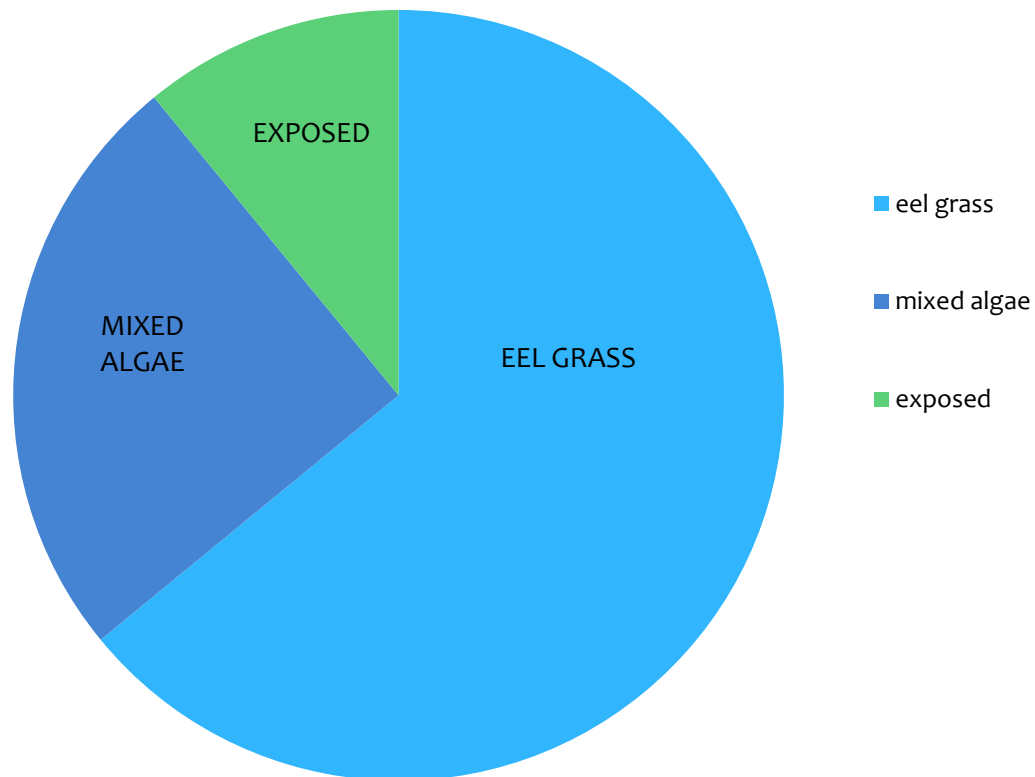
Variables

- ❖ **Manipulated Variable:** The depth/sea level, surrounding habitat, and rising tide.
- ❖ **Responding Variable:** The amount of Red Rock Crabs spotted.
- ❖ **Controlled Variable:** Same people searching, same walking distance/direction, same beach, and same day.

Data

❖ Mainly found in eel grass beds

Habitats



Conclusion

After conducting this experiment, we can conclude that the surrounding habitat does effect the quantity of red rock crabs present. In total, nine out of the thirteen crabs we found were located in eel grass. This shows that red rock crabs prefer to be in more hidden areas like eel grass, for protection.

This crab is an example of why not to walk through eel grass. Animals are hiding in there and this crab got its shell cracked in half from being stepped on.

